

Housing and Community Development Survey Results Presentation

MARCH 13, 2025



2025-2029 Consolidated Plan Methodology

- Community Survey (November 2024-January 2025, 323 respondents)
- Community Conversation, December 12, 2024, Kool Family Community Center
- Presentations to each of the six Neighborhood Planning Councils
- 20 Consultations with community leaders
- Prioritization exercise with Community Development Steering Committee
- City Commission Public Hearing on Housing and Community Development Needs
– **Tuesday, April 15, 7pm**
- Consolidated Plan Draft available on City's website starting on May 16, 2025
- City Commission Public Hearing and Approval on **Tuesday, June 17, 7pm**



Take the **Housing and Community Development Survey** today!

The Housing and Community Development Survey guides the city's 2025-2029 Consolidated Plan priorities and informs the master plan update.

Take the survey online via Polco.

The survey is available online in English and Spanish:

- English: <https://polco.us/shua2s>
- Spanish: <https://polco.us/suc6yt>

Print a copy of the survey.

The survey is available to print or download as a PDF in English, Spanish, and Burmese here:

www.battlecreekmi.gov/181/Community-Development

Pick up a copy of the survey.

Hard copies can be picked up at these locations:

- City Hall, 10 N Division St., Room 117
- Burma Center, 765 Upton Ave., Springfield

Email or mail the survey.

Email completed surveys to dcschmitt@battlecreekmi.gov

Mail completed surveys to City Hall, 10 N Division St., Room 117, c/o Darcy Schmitt

Survey closes Jan. 30th!

SURVEY DISTRIBUTION STRATEGY

- Released in water bill November 2024
- Social Media Campaign with links to electronic survey
- Paper copies available
- Translated into Spanish and Burmese
- Color SHOPPER NEWS ad for four weeks
- Distributed at public events/NPC meetings
- City staff did podcast and radio appearances
- Due date extended in late Dec. to Jan. 30, 2025
- Dramatically lower response rate
 - 307 in English, 15 in Spanish and 0 in Burmese
 - 2014 Survey – 1,179 Responses
 - 2020 Survey – 950 Responses
 - 2025 Survey – 323 Responses
- Not enough responses to analyze subgroups by race, employment status, age, income or rental/homeowner



CITY OF BATTLE CREEK – HOUSING AND COMMUNITY DEVELOPMENT SURVEY

What housing and community development services are needed in your neighborhood?

Each year, the City of Battle Creek receives Federal funding for community development to benefit low and moderate-income residents. Every five years, the City conducts a needs assessment to develop a consolidated plan, which determines how Community Development Block Grant (CDBG), and HOME Investment Partnership Federal dollars are spent. Your feedback on this survey will help the City identify priorities for the 2025-2029 Consolidated Plan.

Your feedback will also provide valuable information for the housing component of the update to the City's Master Plan. This update will focus on impediments to the development of new housing in the City needed to serve existing residents and employees of potential industrial development that is forecasted for the near future.

As you fill out this survey, please rate your relative need level for each service by checking the box that best applies. Some of the housing and diversity survey questions may have more than one response checked. Thank you for participating! Please attach a separate sheet if you have further comments you would like to share.

Public Services	High Need	Medium Need	Low Need	No Opinion
Legal Services for Tenants	<input type="checkbox"/>	<input type="checkbox"/>	<input type="checkbox"/>	<input type="checkbox"/>
Mental Health Services	<input type="checkbox"/>	<input type="checkbox"/>	<input type="checkbox"/>	<input type="checkbox"/>
Tenant Landlord Counseling	<input type="checkbox"/>	<input type="checkbox"/>	<input type="checkbox"/>	<input type="checkbox"/>
Senior Services	<input type="checkbox"/>	<input type="checkbox"/>	<input type="checkbox"/>	<input type="checkbox"/>
Substance Abuse Services	<input type="checkbox"/>	<input type="checkbox"/>	<input type="checkbox"/>	<input type="checkbox"/>
Health Care	<input type="checkbox"/>	<input type="checkbox"/>	<input type="checkbox"/>	<input type="checkbox"/>
Child Care	<input type="checkbox"/>	<input type="checkbox"/>	<input type="checkbox"/>	<input type="checkbox"/>
Crime Prevention Education & Victim Services	<input type="checkbox"/>	<input type="checkbox"/>	<input type="checkbox"/>	<input type="checkbox"/>
Transportation	<input type="checkbox"/>	<input type="checkbox"/>	<input type="checkbox"/>	<input type="checkbox"/>
Domestic Violence Services	<input type="checkbox"/>	<input type="checkbox"/>	<input type="checkbox"/>	<input type="checkbox"/>
Veterans Services	<input type="checkbox"/>	<input type="checkbox"/>	<input type="checkbox"/>	<input type="checkbox"/>

Safe & Affordable Housing	High Need	Medium Need	Low Need	No Opinion
Improve Accessibility for People with Disabilities	<input type="checkbox"/>	<input type="checkbox"/>	<input type="checkbox"/>	<input type="checkbox"/>
Homeowner Housing Rehabilitation/Repair	<input type="checkbox"/>	<input type="checkbox"/>	<input type="checkbox"/>	<input type="checkbox"/>
Educate about Routine Home Maintenance	<input type="checkbox"/>	<input type="checkbox"/>	<input type="checkbox"/>	<input type="checkbox"/>

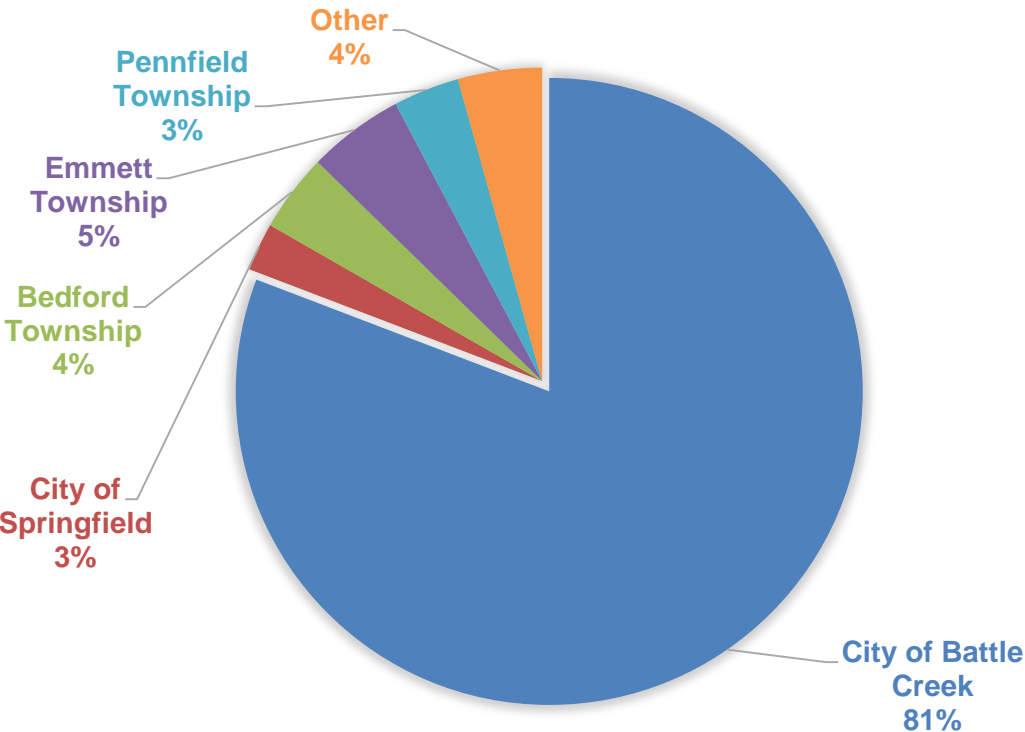
Survey Needs Ranking by Category

Safe and Affordable Housing	
Homeowner housing rehabilitation/repair	48%
Educate about routine home maintenance	45%
Rental housing rehabilitation	44%
Public Service	
Child care	57%
Crime prevention education & victim services	55%
Domestic Violence Services	50%
Neighborhood Health	
Clean up of vacant lots	42%
Demolition of abandoned buildings	39%
Code compliance property maintenance	37%
Public Infrastructure	
Street improvement	40%
Improve sidewalk accessibility	40%
Sidewalk repair	35%
Economic Development	
Increase job opportunities	57%
Rehabilitation of commercial buildings	49%
Small business loans	35%



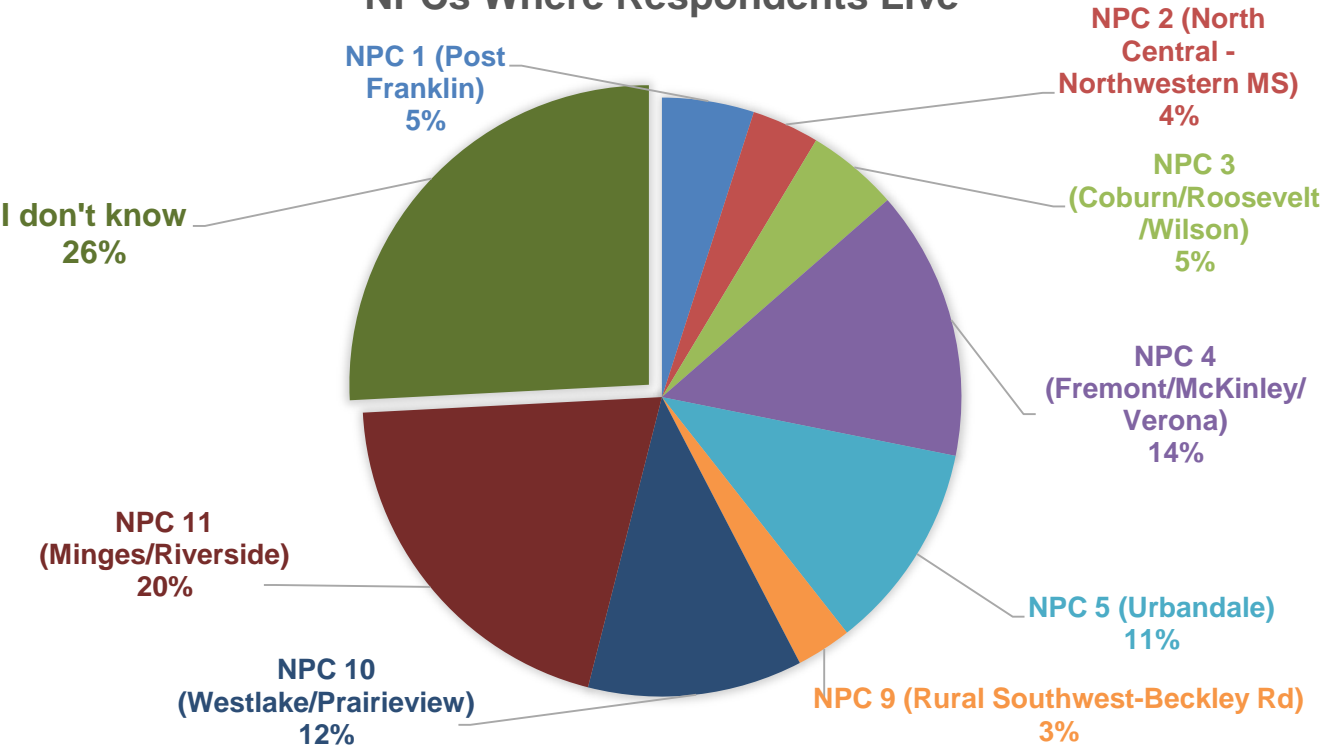
Survey Respondents Demographics N= number of completed responses

80% of Respondents are Battle Creek Residents



N=323

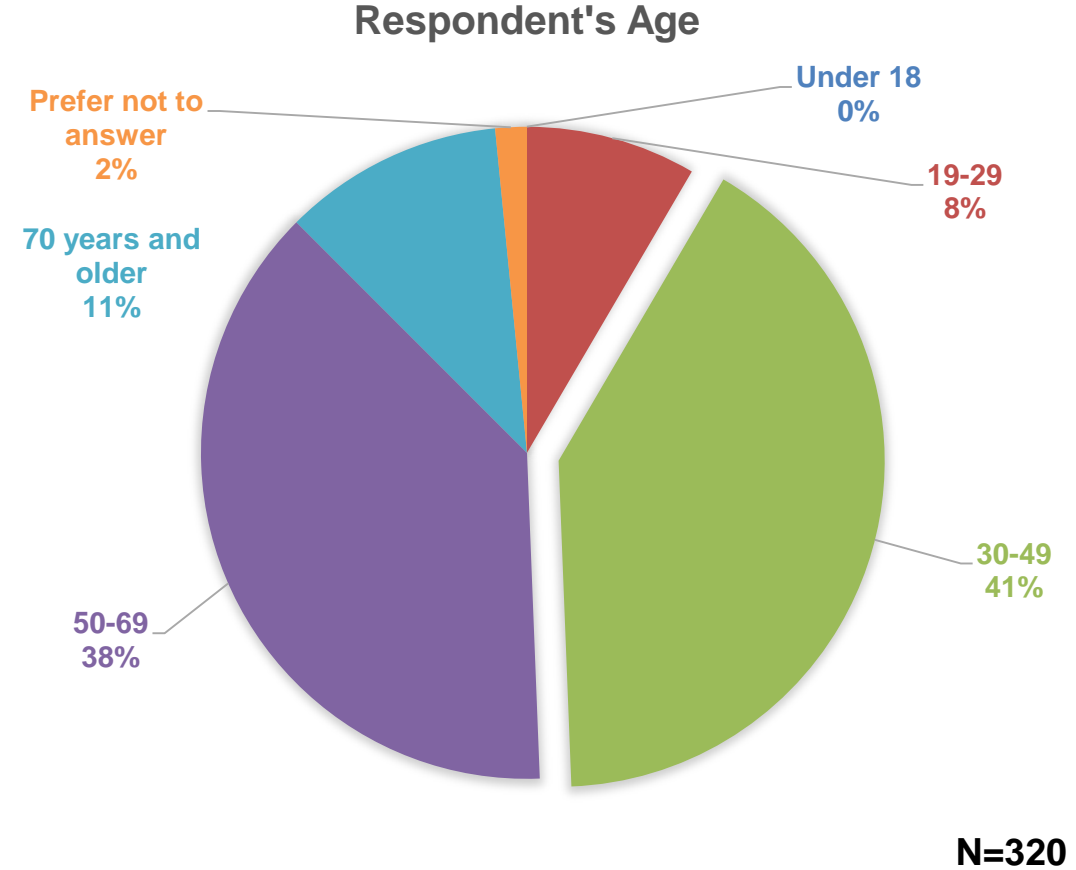
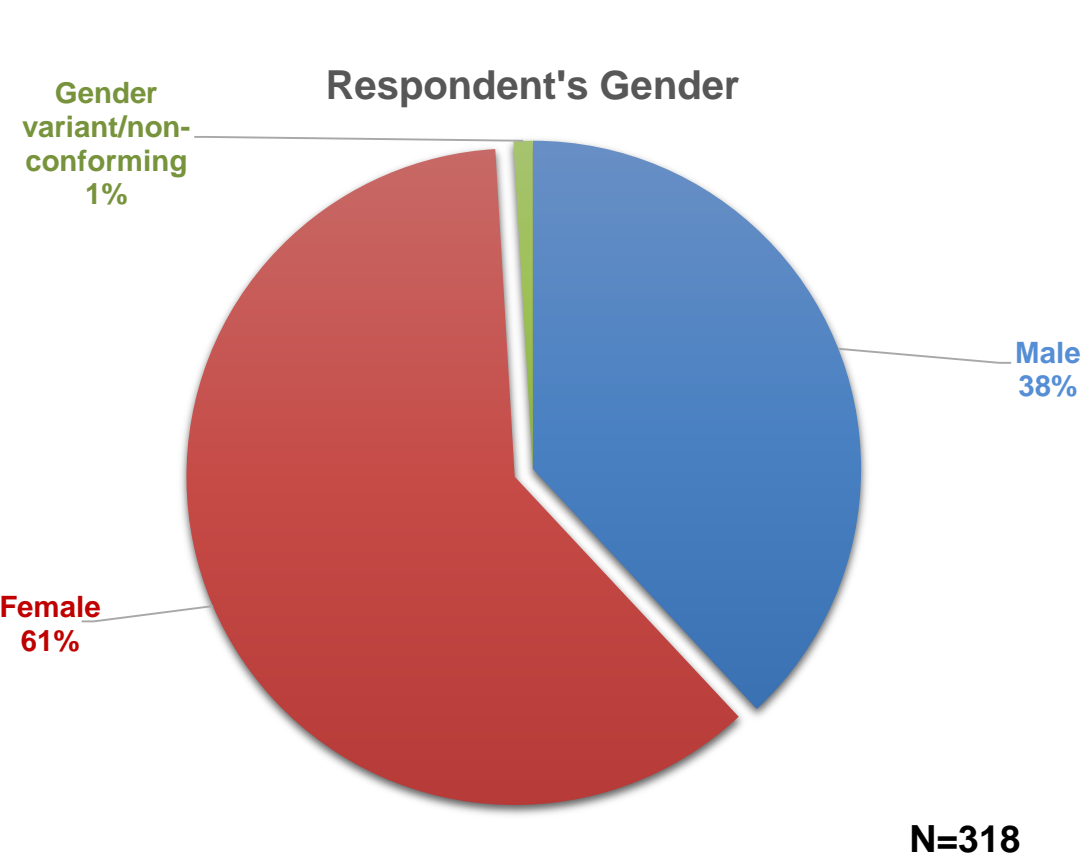
NPCs Where Respondents Live



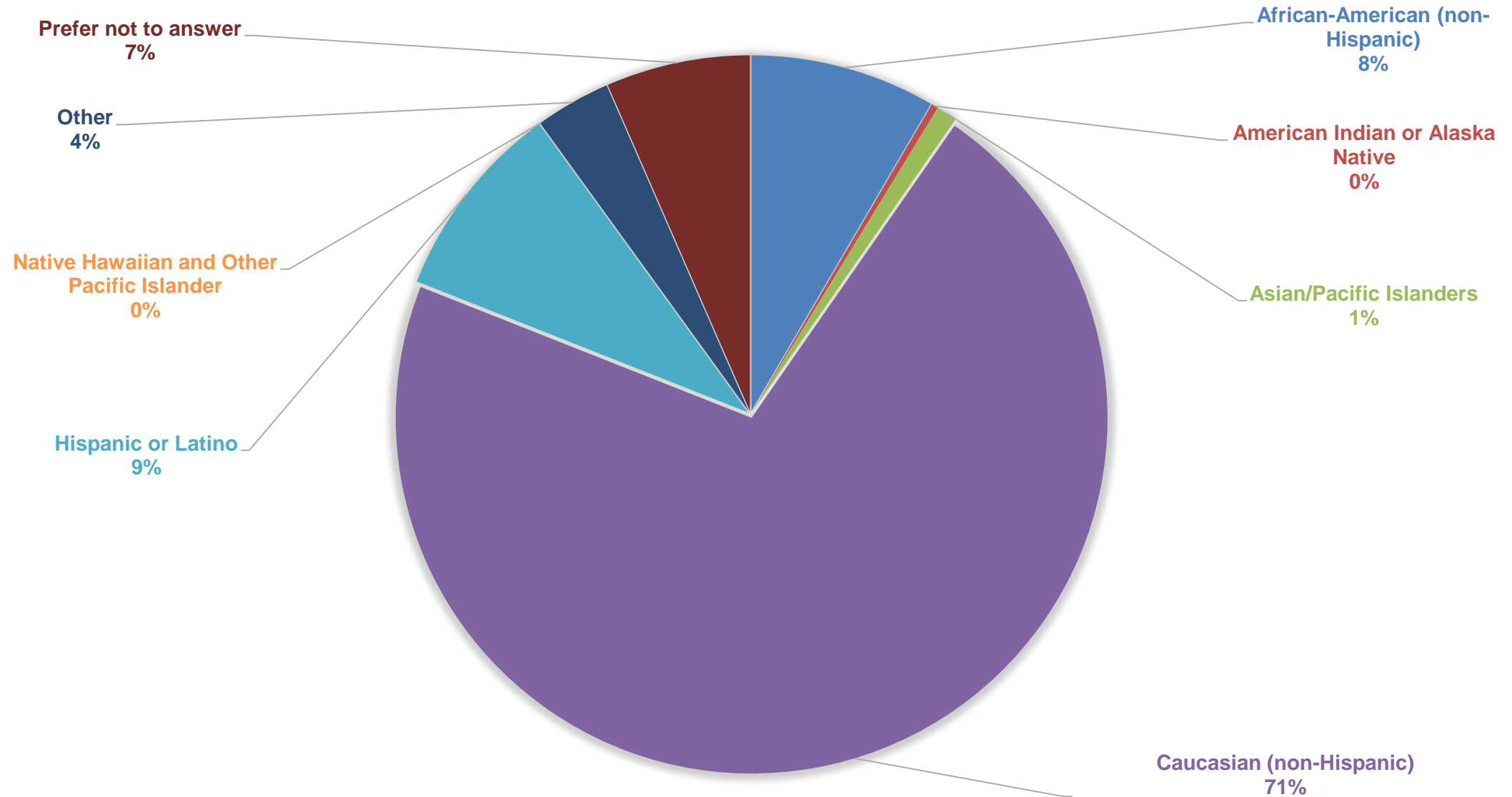
N=302



Survey Respondents Demographics N= number of completed responses



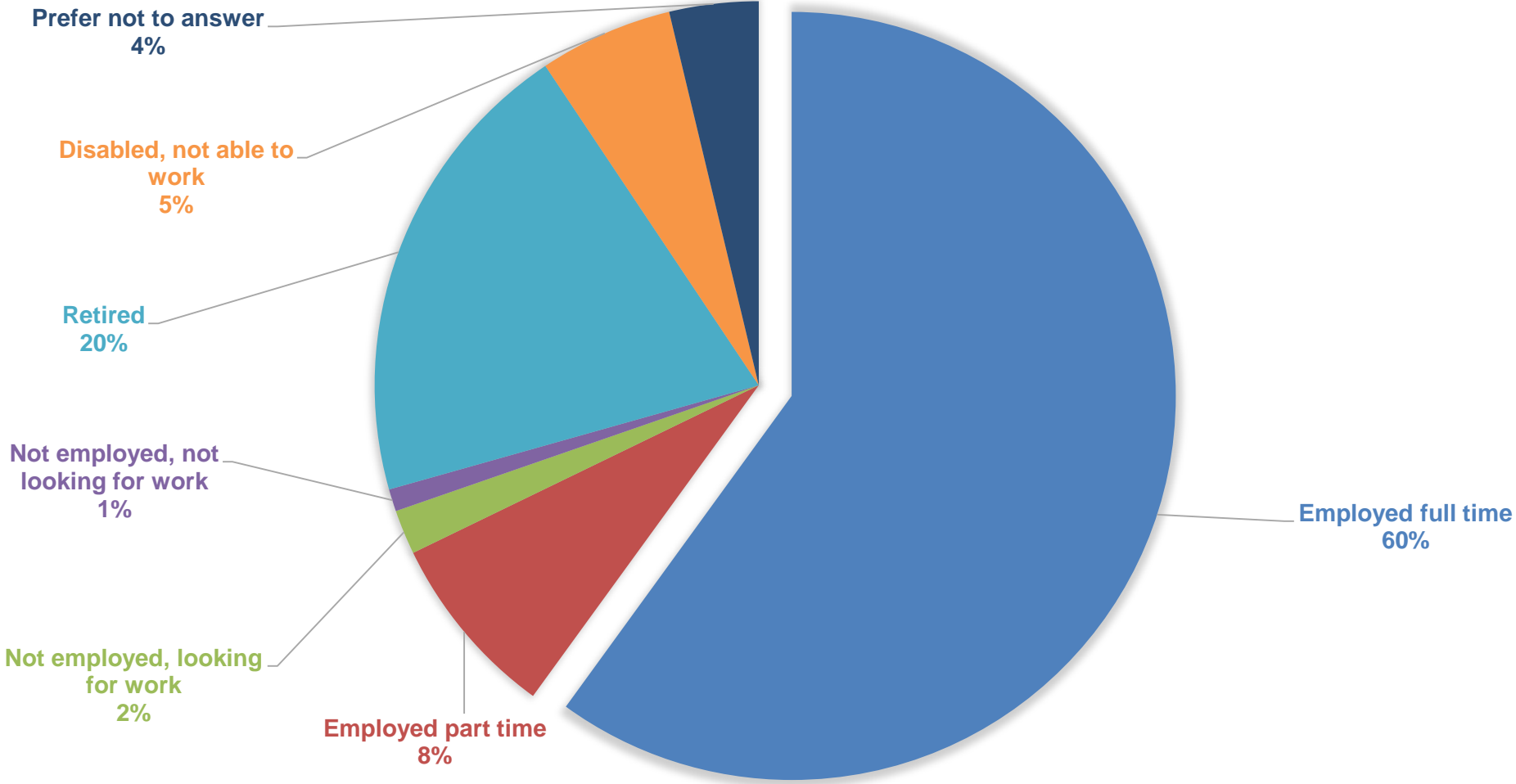
Respondent's Racial and Ethnic Group



N=321



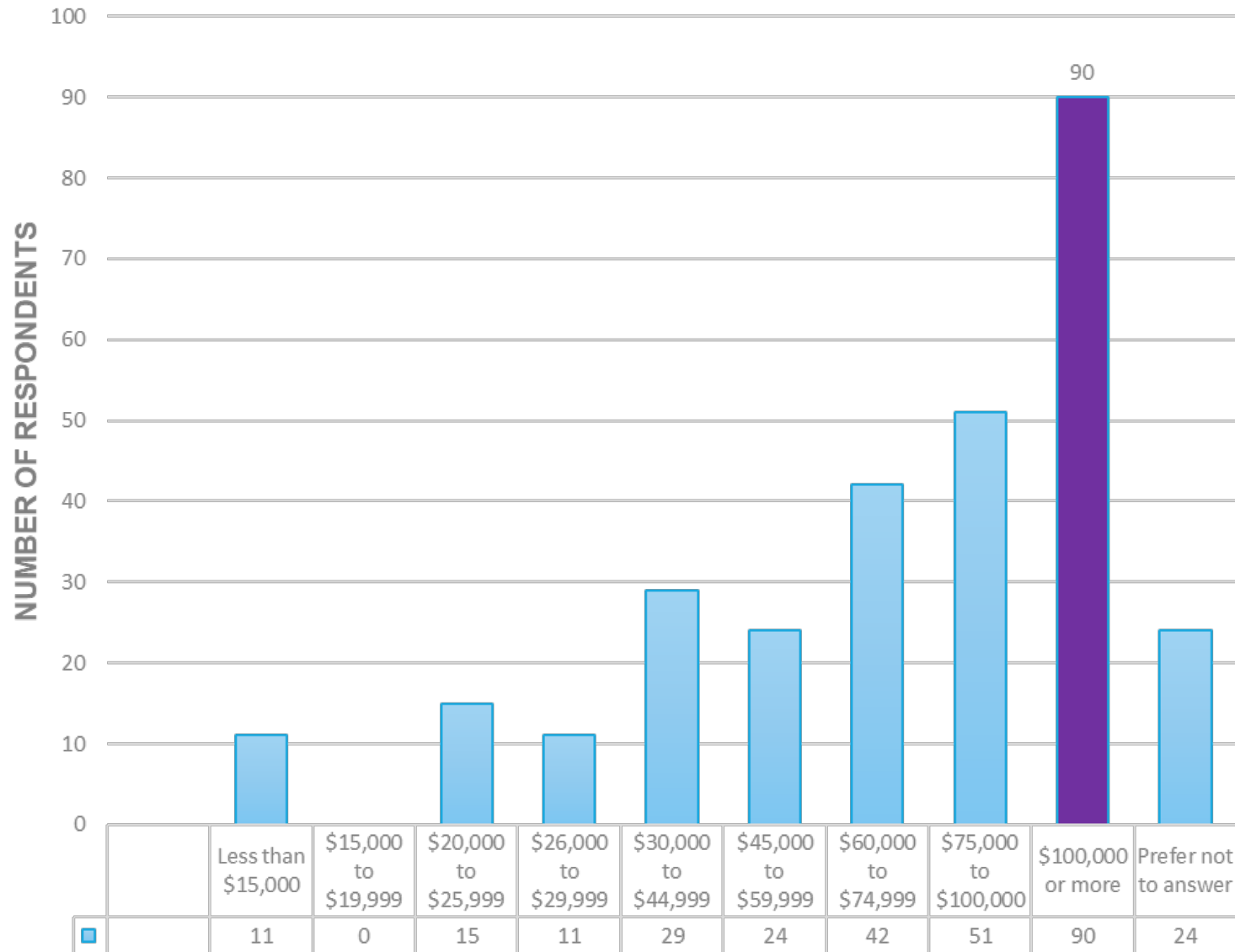
Respondent's Employment Status



N=320



Respondents Household Income

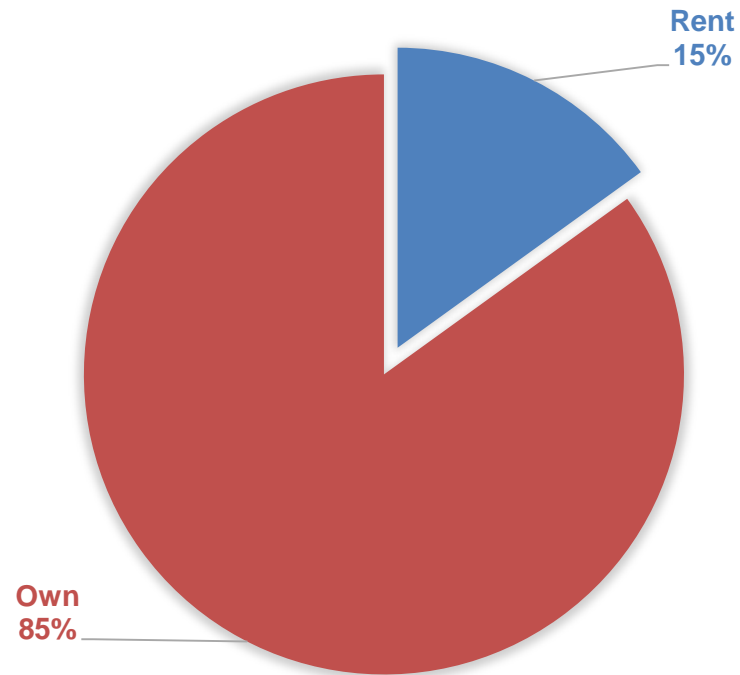


N=319



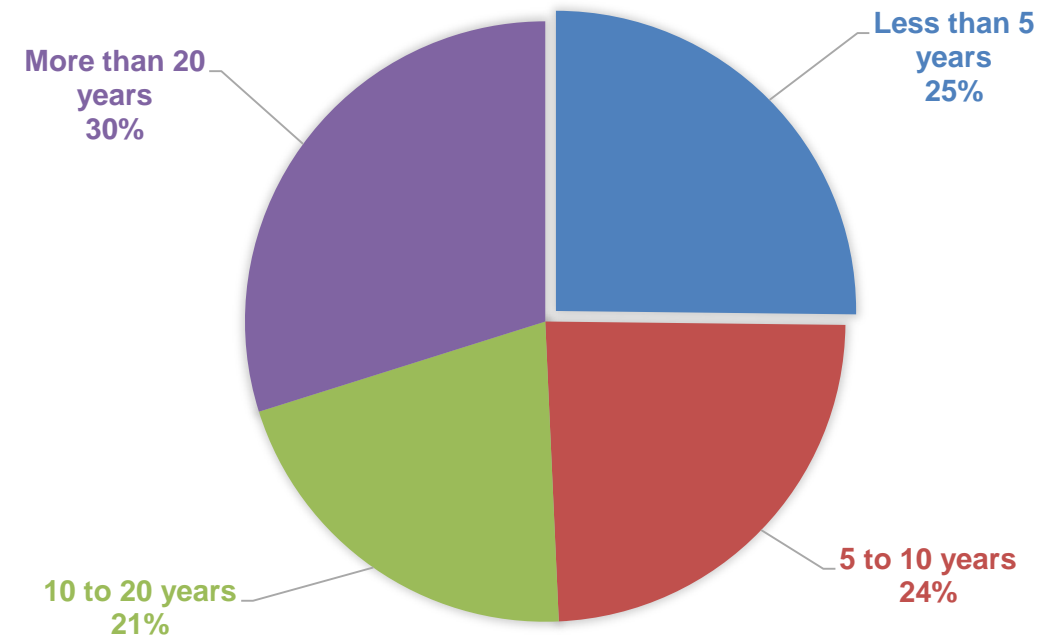
Responses to General Housing Questions

87% of Respondents Own Their Home



N=319

Respondent Home Owners -Years Owned Home

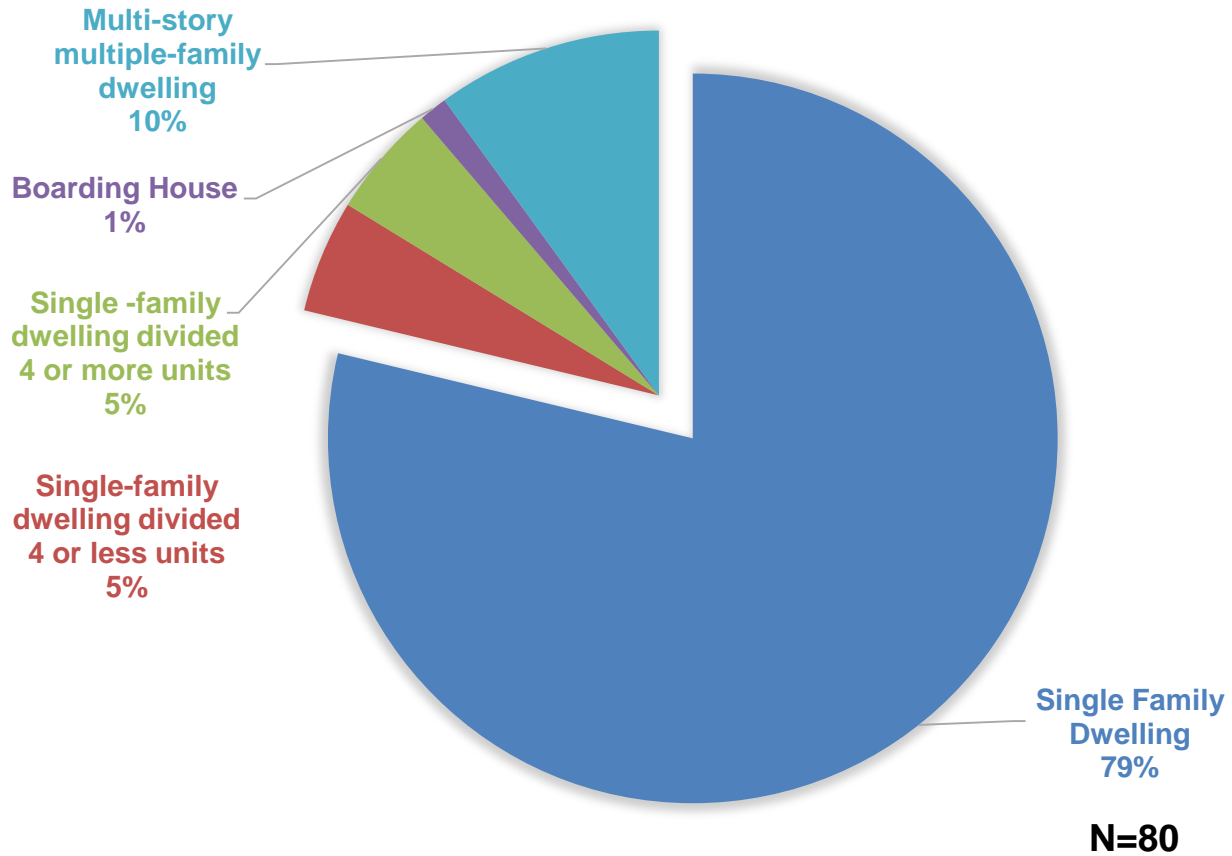


N=278

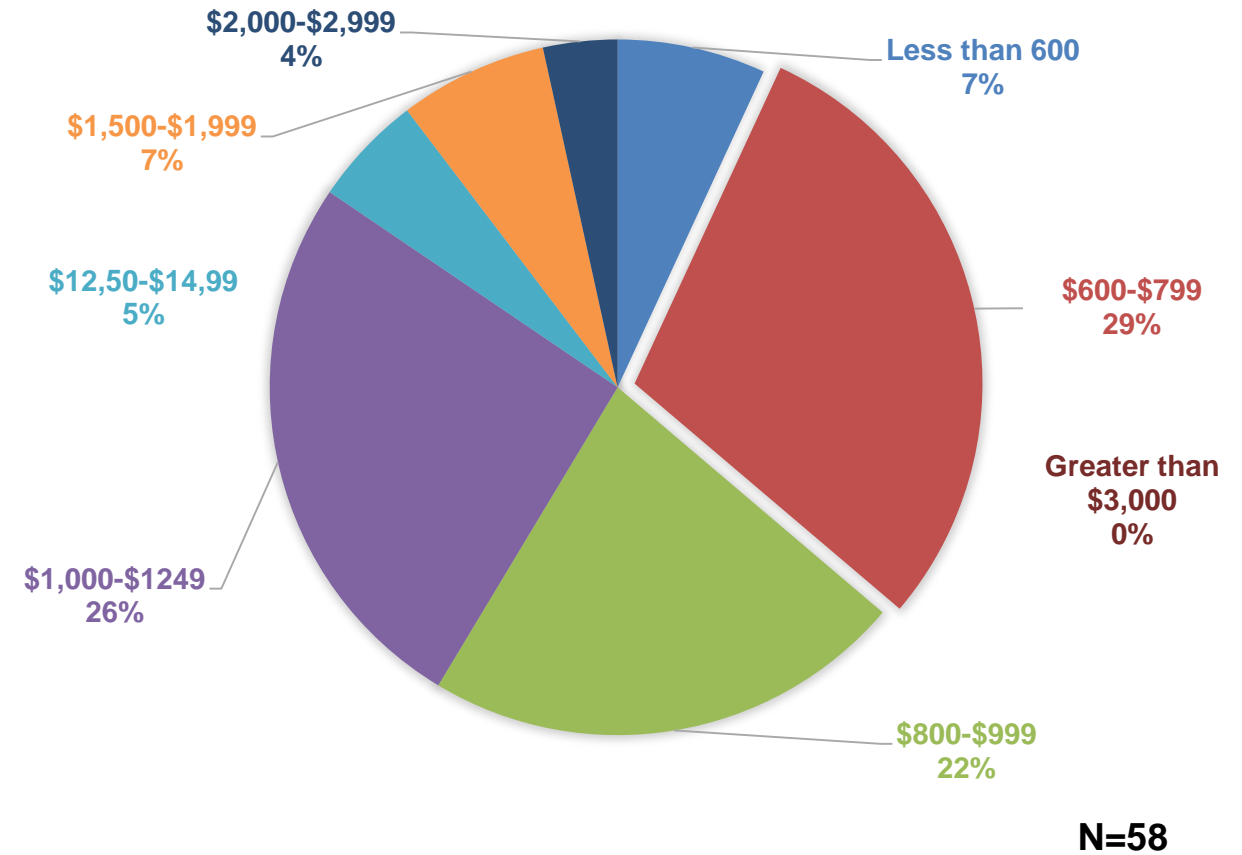


Responses to General Housing Questions

Respondents that Rent-Type of Rental Dwelling

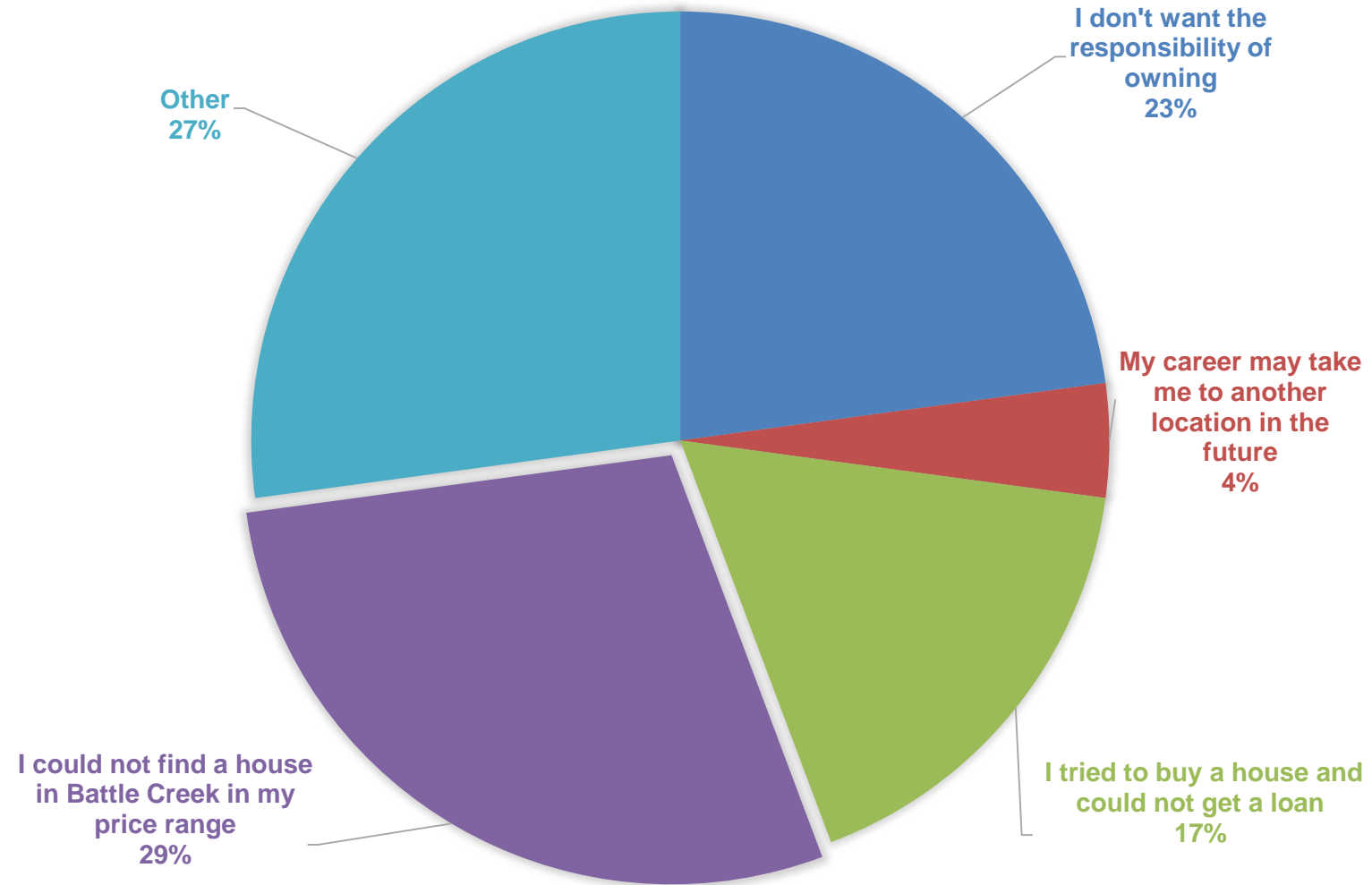


Rent Payments for Respondents that Rent



Responses to General Housing Questions

Respondents Reason for Renting



N=70



Consolidated Plan Priorities

2015-2019 Priorities	2020-2024 Priorities	2025-2029 Priorities
1. Encourage vibrant neighborhoods and support a well-functioning housing	1. Ensure housing is affordable, accessible, and safe.	1. Ensure housing is safe, affordable, and accessible.
2. Promote vibrancy downtown and major corridors.	2. Restore vitality to low-income neighborhoods.	2. Restore vitality to low- and moderate-income neighborhoods
3. Increase resident and community engagement.	3. Community engagement through collaboration and empowerment.	3. Increase public awareness , and community engagement through collaboration and empowerment.
4. Support efforts to expand employment and workforce development , including improving transportation for low-income people.	4. Alleviate poverty.	4. Alleviate poverty through public services and infrastructure development.
	5. Activate underutilized land in low-income neighborhoods.	5. Activate underutilized land for housing development citywide
	6. Affirmatively further fair housing.	



Theme Need Statements

- 1) Lack of Safe and Affordable Housing
- 2) Impact of Rental Housing
- 3) Neighborhood Safety
- 4) Property Maintenance
- 5) Strengthen Neighborhoods
- 6) Increase Public Awareness and Civic Engagement
- 7) City Service Concerns